

MeiboVue VMC-100

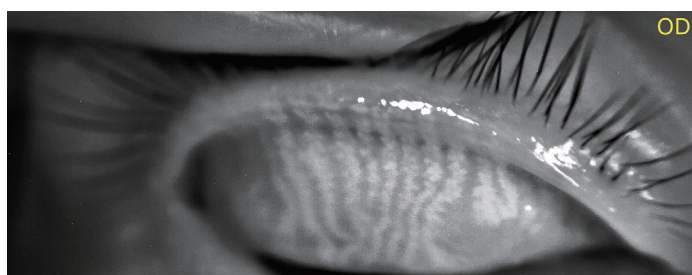
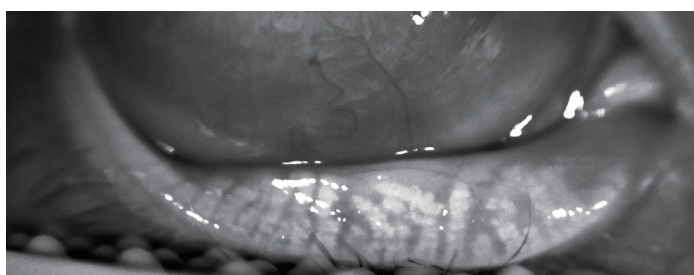

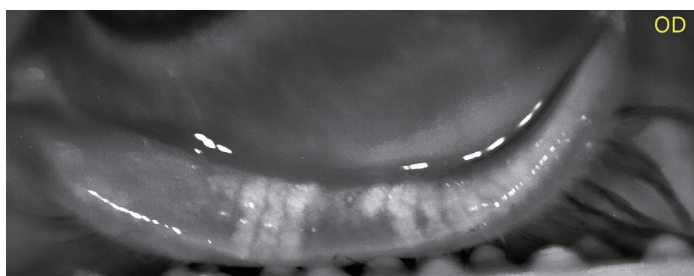
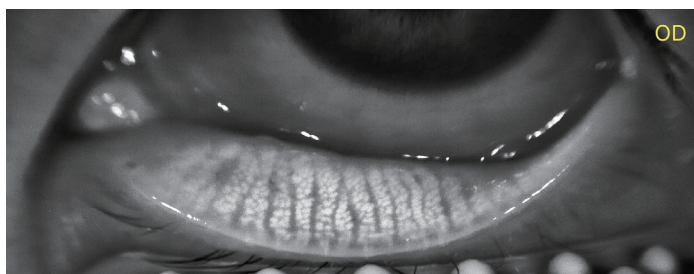
Meibomian Gland Imaging Camera

A Truly Portable Meibographer

- Small footprint for handheld use
- Capture high quality meibomian glands images
- Wireless connection with iPhones and Android phones



Image Gallery



QuikVue Plus VPA-200

Smartphone Eye Imaging Adaptor

Eye Capture at Your Palm

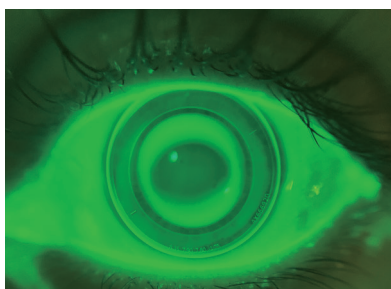
- 10X magnification with 2 levels of warm white illumination
- 1 cobalt blue illumination for fluorescein eye imaging
- Flexible air cushion to fit different smart phones and tablets
- Integrated tiltable yellow filter



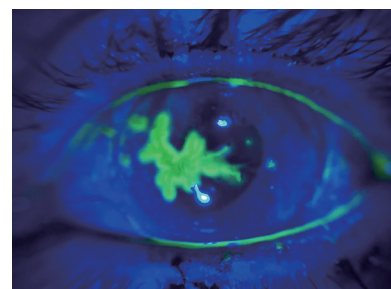
Image Gallery



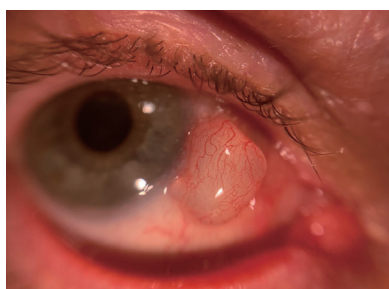
Eye Lid



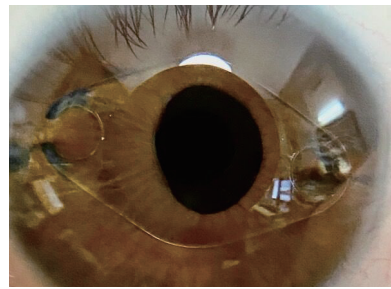
OK lens fitting



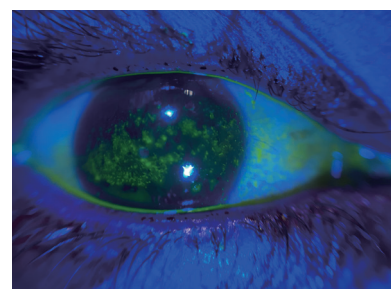
Dendritic ulcer



Corneal Cyst



ICL Implant



Superficial Punctate Keratitis